

CRITIC: ONLINE MOVIE TICKET BOOKING SYSTEM

Kanak Pawar¹, Prof. Satish Chadokar²

²Guide

Abstract:

A modern movie discovery and ticket-information platform called QuickShow has been developed to simplify the way users explore movies, shows, and entertainment events. The platform allows users to search movies, view ratings, explore cast details, and check show availability in a clean and responsive web interface. QuickShow is built using modern web technologies such as HTML, CSS, JavaScript, and React, providing a fast and interactive user experience.

The application integrates external movie databases through API-based communication, enabling real-time updates of movie details, trailers, and ratings. This approach ensures that users always receive the latest information about newly released films and upcoming shows. Advanced data handling techniques such as efficient API requests, caching strategies, and asynchronous data loading are implemented to reduce loading time and improve responsiveness.

Additionally, the platform focuses on usability and scalability. A responsive design ensures compatibility across multiple devices including desktops, tablets, and smartphones. Secure data handling and optimized performance mechanisms help maintain reliability and smooth operation for users accessing the platform simultaneously.

Quick Show offers a practical solution for movie enthusiasts who want quick access to movie information and show availability without navigating multiple websites. This project demonstrates how modern web technologies can be combined to build efficient entertainment discovery platforms that enhance user experience and accessibility.

Keywords: HTML, CSS, JavaScript, React, API Integration, Web Application, Movie Discovery Platform.

1. INTRODUCTION

The entertainment industry has experienced significant digital transformation in recent years. Users increasingly rely on web applications to discover movies, explore reviews, and find show availability quickly. Traditional methods such as browsing multiple websites or manually searching for movie information can be time-consuming and inefficient.

Quick Show addresses this challenge by providing a centralized platform where users can easily explore movie details, ratings, trailers, and show information in one place. The system is designed with a modern user interface that ensures smooth navigation and fast loading times. By integrating real-time data from external movie databases through APIs, the platform ensures that users always have access to updated movie information.

The application is developed using React for dynamic user interface components and JavaScript for handling data interactions and application logic. The system architecture allows seamless communication between the frontend and external data services using REST APIs. This enables features such as dynamic movie search, filtering, and detailed movie pages.

Another important objective of QuickShow is to provide a responsive design so that users can access the platform from any device, including smartphones and tablets. The project also focuses on improving the user experience by implementing optimized API requests and efficient data rendering techniques.

Overall, QuickShow demonstrates how modern web technologies can be used to build an efficient entertainment discovery platform that simplifies the process of finding and exploring movies online.

2. LITERATURE REVIEW

Smith (2024) – Digital Platforms for Entertainment Discovery

This study examined how online platforms help users discover movies and entertainment content efficiently. The research highlighted the importance of centralized platforms that provide movie ratings, reviews, and show availability. These findings support the concept behind QuickShow. [1]

Gupta & Sharma (2023) – Web Applications for Movie Recommendation Systems

The authors analyzed web-based movie platforms that provide personalized recommendations and real-time movie information. Their research emphasized the importance of responsive user interfaces and API integration for delivering updated movie content. [2]

Lee et al. (2023) – API Integration in Modern Web Applications

This paper explored the role of APIs in connecting web applications with external data sources. It demonstrated how APIs enable real-time data updates and improve application functionality. This concept influenced the integration of external movie databases in QuickShow. [3]

Patel (2022) – Responsive Web Design for Multi-Device Platforms

The study focused on designing responsive web interfaces that adapt to different screen sizes. It emphasized the importance of mobile-friendly design for modern web applications, which influenced the responsive layout used in QuickShow. [4]

Chen & Huang (2022) – User Experience in Web-Based Entertainment Platforms

Researchers analyzed user interaction patterns on movie streaming and discovery platforms. The study concluded that intuitive navigation and fast loading times significantly improve user satisfaction. These insights guided the UI design of the QuickShow platform. [5]

Singh & Verma (2021) – JavaScript Frameworks for Dynamic Web Applications

This research evaluated frameworks such as React and Angular for building scalable web applications. React was highlighted for its component-based architecture and efficient rendering capabilities. QuickShow adopts React to build dynamic and reusable interface components. [6]

Kumar et al. (2021) – Asynchronous Data Handling in Web Applications

The study discussed techniques for handling asynchronous data requests using JavaScript. These methods help reduce page reloads and improve responsiveness, which influenced the implementation of dynamic data fetching in QuickShow. [7]

Brown (2020) – Online Movie Information Systems

This paper reviewed various movie information systems and their impact on audience engagement. It emphasized the role of organized data presentation and search functionality in improving user interaction. These insights contributed to the search and filtering features in QuickShow. [8]

3. METHODOLOGY

The methodology for the **QuickShow platform** is based on the following technologies and architectural approaches.

API-Based Data Integration

QuickShow retrieves movie information using external **movie database APIs**. APIs allow the application to request data such as movie titles, ratings, release dates, cast details, and trailers from remote servers. When a user searches for a movie, the application sends a request to the API and receives structured data in JSON format. This data is then processed and displayed on the user interface.

This method ensures that the platform always displays **up-to-date movie information** without storing large datasets locally. It also reduces server storage requirements and allows easy scalability as more users access the application.

Component-Based Architecture (React)

The QuickShow interface is built using **React's component-based architecture**. In this approach, the user interface is divided into small reusable components such as movie cards, search bars, navigation menus, and detail pages. Each component manages its own functionality and can be reused across different sections of the application.

This structure improves code maintainability and allows developers to update specific parts of the interface without affecting the entire application.

Asynchronous Data Handling

The application uses **asynchronous JavaScript techniques** such as Fetch API or Axios to retrieve data from external sources. This ensures that data loading happens in the background while the user continues interacting with the interface.

By using asynchronous requests, QuickShow reduces page reloads and improves overall responsiveness. Loading indicators and error handling mechanisms are also implemented to provide feedback to users during data retrieval.

Responsive Design

QuickShow uses **responsive web design techniques** implemented with HTML, CSS, and modern layout systems such as Flexbox and Grid. These technologies allow the interface to automatically adjust according to screen size and device type.

This ensures that users can access the platform easily from desktops, tablets, and smartphones without losing functionality or readability.

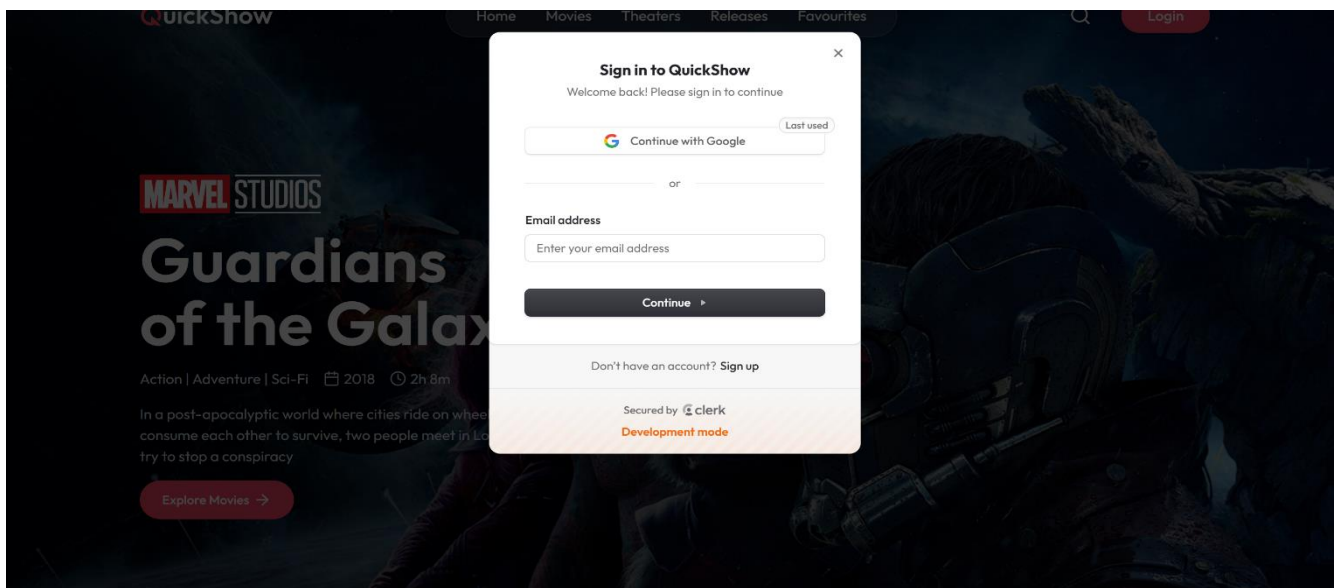
Search and Filtering Mechanism

The search functionality allows users to quickly locate movies by entering keywords. The system processes user queries and fetches relevant results from the movie database API. Filtering options help users explore movies based on categories such as genre, rating, or popularity.

This feature improves navigation efficiency and enhances the overall user experience.

4. RESULTS

4.1 Registration/Login page



Screen 4.1: Registration/Login Page

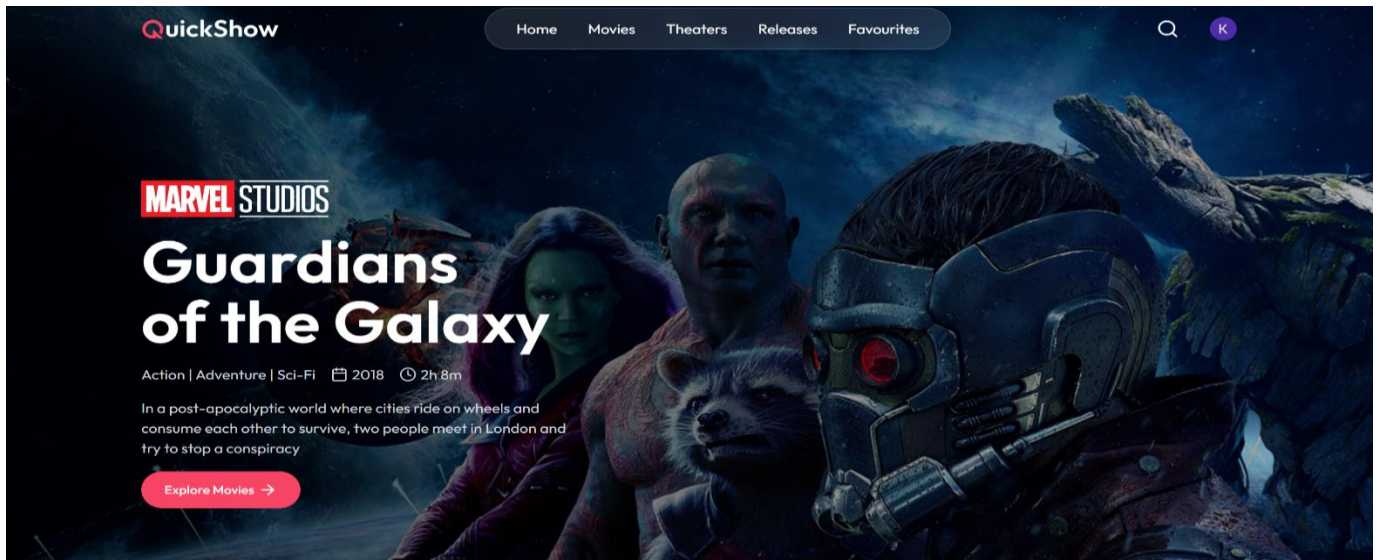
The login screen acts as the secure entry point for the **QuickShow platform**. It is designed with a clean and user-friendly interface to ensure easy access for users. The page includes input fields for **email and password**, along with proper input validation to ensure that users enter correct and complete information before accessing the system.

A **“Login” button** allows existing users to enter the platform, while a **“Register / Sign Up” option** enables new users to create an account. During registration, the system stores user credentials securely in the database.

This screen is important because it ensures that each user has a **unique identity within the platform**, allowing them to personalize their movie exploration experience. The authentication mechanism also helps protect user data and prevents unauthorized access to the application.

4.2 Dashboard

Screen 4.2: Dashboard

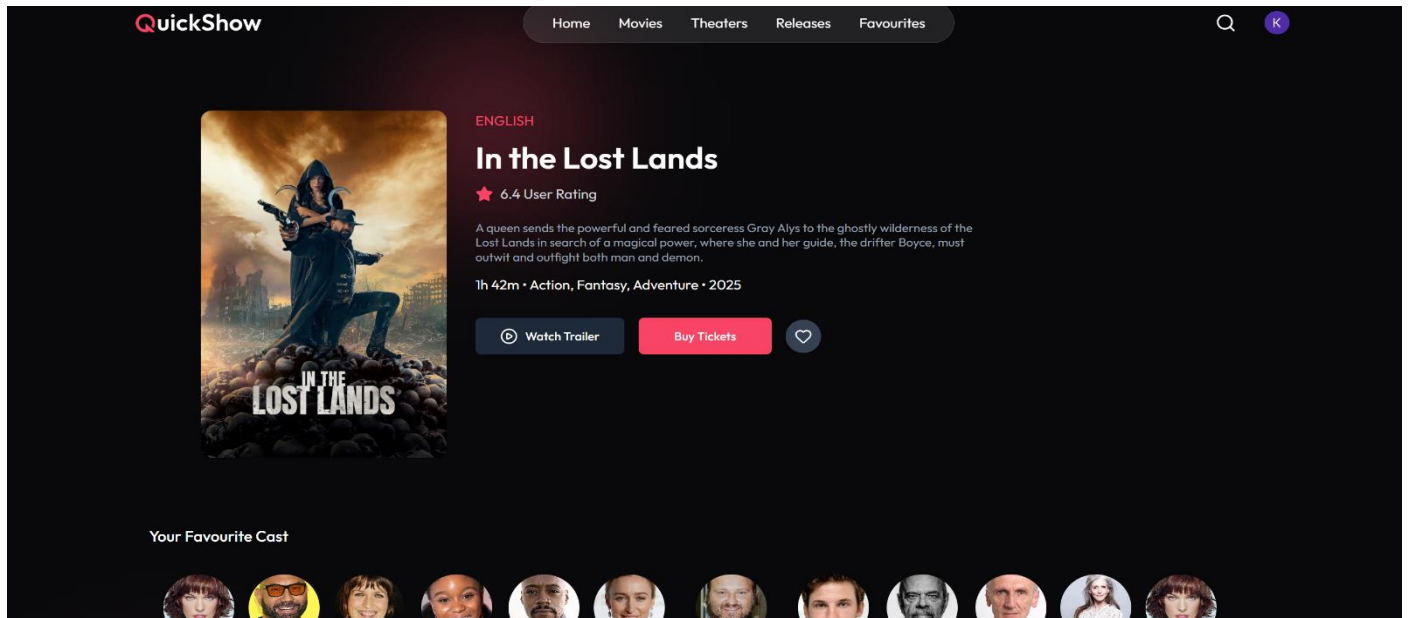


After successfully logging into the system, users are redirected to the **QuickShow Dashboard**, which acts as the main control center of the application.

The dashboard displays a list of **latest and popular movies**, along with movie posters, ratings, and brief descriptions. Users can easily browse through different movies and select one to view more details. A **search bar** is also available at the top of the page, allowing users to quickly search for movies by name. The dashboard may also include filtering options such as **genre, rating, or popularity**, enabling users to discover movies based on their interests.

This screen demonstrates the system's ability to retrieve movie information dynamically from external APIs and display it in an organized and visually appealing format.

4.3 Movie Details Page



Screen 4.3: Movie Details Page

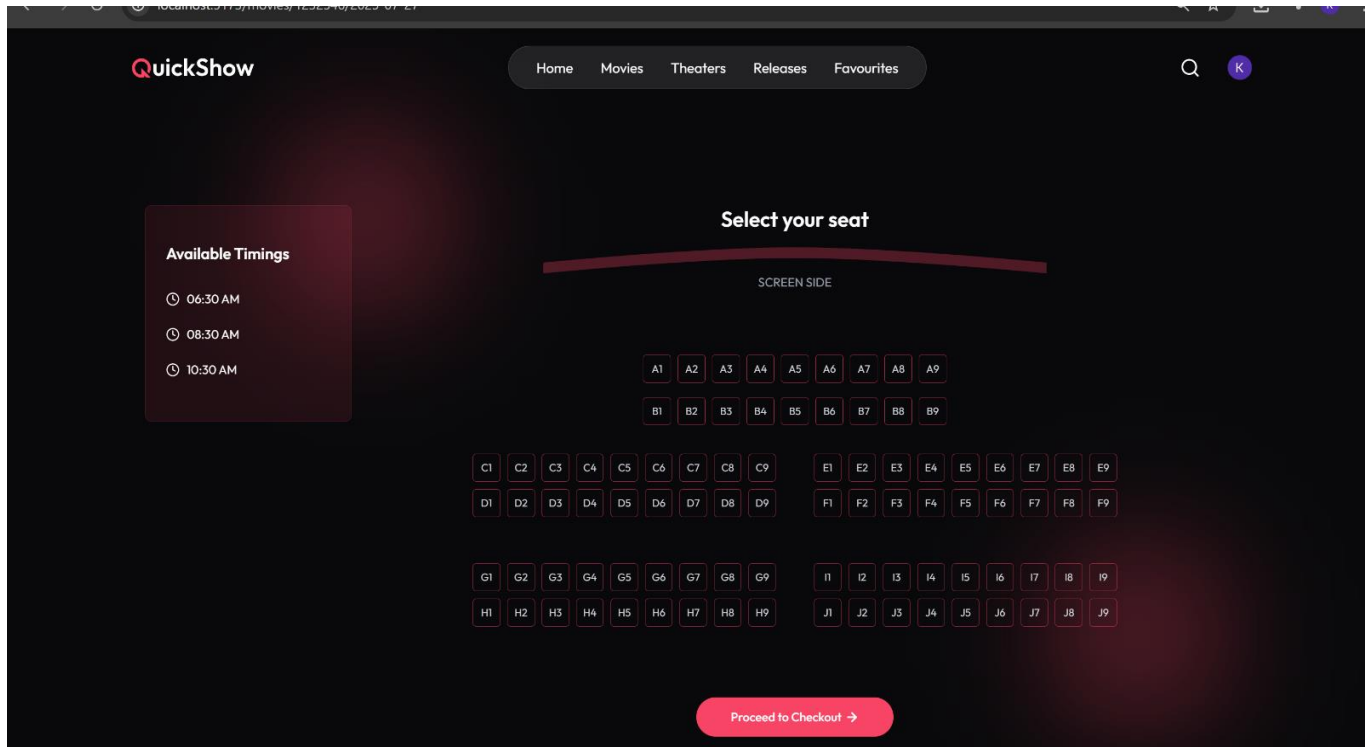
This screen displays **detailed information about a selected movie**. When a user clicks on a movie card from the dashboard, the system fetches detailed information from the movie database API and presents it on this page.

The page includes key details such as:

- Movie title
- Release date
- Genre
- Rating
- Cast information
- Movie overview or storyline

In addition, the interface may include a **trailer preview or poster image** to give users a better understanding of the movie. This screen plays a crucial role in helping users explore and evaluate movies before deciding to watch them.

4.4 Chat room



Screen 4.4: Theatre Seat Selection Interface

The Seat Selection page allows users to choose their preferred seats before booking movie tickets. The interface displays a **visual theatre seating layout** that represents rows and columns of seats similar to an actual cinema hall. Each seat is represented by a small selectable icon, making it easy for users to identify available and occupied seats.

Seats are categorized into different states such as **available, selected, and booked**. Available seats can be clicked by users to reserve them, while booked seats are disabled to prevent double booking. When a user selects a seat, the system updates the seat status in real time and displays the **selected seat numbers along with the total ticket price**.

5. SECURITY AND ENCRYPTION

• Authentication:

The system uses secure authentication mechanisms to verify user identity during login and registration. User credentials are stored securely in the database, and validation mechanisms ensure that only authorized users can access the platform.

• Data Validation:

Input validation techniques are implemented on both the client side and server side to prevent invalid or malicious data from entering the system.

• Secure API Communication:

The application communicates with external movie databases through secure API requests. Proper error handling and request management ensure reliable and safe data retrieval.

6. CONCLUSION

The web application **QuickShow – a modern movie discovery platform** – was developed to simplify the way users search and explore movies online. The project demonstrates how modern web technologies can be used to create interactive and responsive applications that enhance user experience.

By integrating **HTML, CSS, JavaScript, and React**, QuickShow provides a dynamic interface that allows users to browse movies, search for specific titles, and view detailed information quickly. The use of **API integration** ensures that movie data is updated in real time, allowing users to access the latest information about movies and entertainment content.

The system also emphasizes usability and accessibility through responsive design, enabling users to access the platform across different devices such as desktops, tablets, and smartphones. Efficient data handling techniques improve performance and reduce loading times, resulting in a smooth and reliable user experience.

In conclusion, QuickShow demonstrates the potential of web-based applications in transforming the way users discover entertainment content. The project highlights the importance of modern frontend frameworks and API-driven architectures in building scalable and user-friendly digital platforms.

REFERENCES:

1. Smith, John. "Digital Platforms for Entertainment Discovery." 2024.
2. Gupta, R., & Sharma, A. "Web Applications for Movie Recommendation Systems." 2023.
3. Lee, K., et al. "API Integration in Modern Web Applications." 2023.
4. Patel, R. "Responsive Web Design for Multi-Device Platforms." 2022.
5. Chen, Y., & Huang, L. "User Experience in Web-Based Entertainment Platforms." 2022.
6. Singh, A., & Verma, P. "JavaScript Frameworks for Dynamic Web Applications." 2021.
7. Kumar, S., et al. "Asynchronous Data Handling in Web Applications." 2021.
8. Brown, T. "Online Movie Information Systems." 2020.